

Flat Fee 60/40 Portfolio

Tax Status: Qualified

60% Equity/ 40% Fixed Income



STRATEGY OVERVIEW:

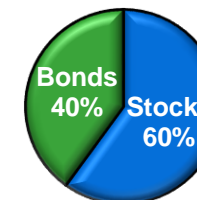
Investment Objective:

The Flat Fee 60/40 Portfolio is designed to achieve capital appreciation over a full market cycle with some volatility.

Investor Suitability:

This Moderate Growth Strategy may be appropriate for investors with slightly above average risk tolerance and/or intermediate to long term investment horizons.

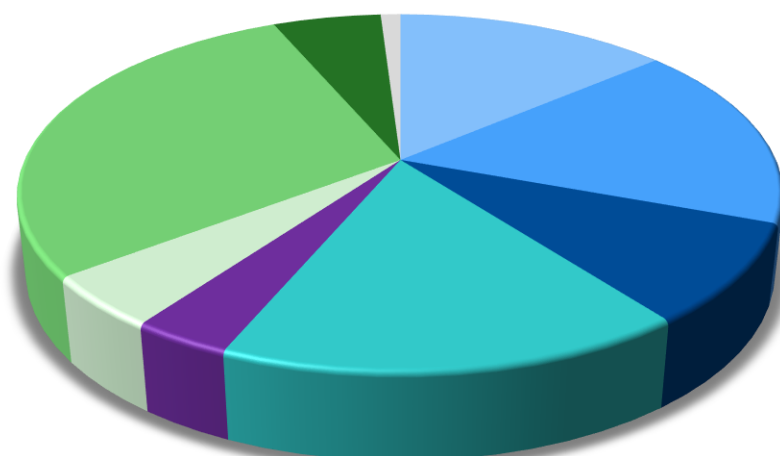
Risk Rating:



PORTFOLIO OVERVIEW:

Asset Allocation:

- Large Cap Stocks, 13.8%
- Mid Cap Stocks, 16.8%
- Small Cap Stocks, 9%
- International Stocks, 16.8%
- REITs, 3.6%
- TIPS, 4.7%
- Municipal Bonds, 0%
- U.S. Taxable Bonds, 28.9%
- International Bonds, 5.5%
- High Yield Bonds, 0%
- Cash, 1%



Quick Portfolio Facts:

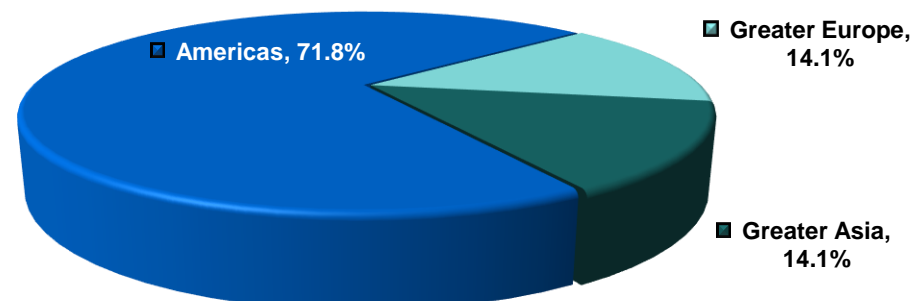
Total Fund/ETF Holdings:	12
Yield (12M Trailing)	1.8%
Expense Ratio:	0.27%

EQUITY OVERVIEW:

Equity Valuation:


Market Cap (Geo Avg, \$MM)	\$9,457
P/E	17.8X
P/BV	2.0X
P/Cash	7.6X
Earnings Growth (LT)	10.9%
Dividend Yield	2.2%

Geographical Allocation (% of Stocks):



Sector Allocation (% of Stocks):

- Basic Materials, 6.4%
- Consumer Cyclical, 14.4%
- Financial Services, 16%
- Real Estate, 7.1%
- Communication Services, 3.2%
- Energy, 6.6%
- Industrials, 15%
- Technology, 13.6%
- Consumer Defensive, 6.3%
- Healthcare, 9.1%
- Utilities, 2.4%



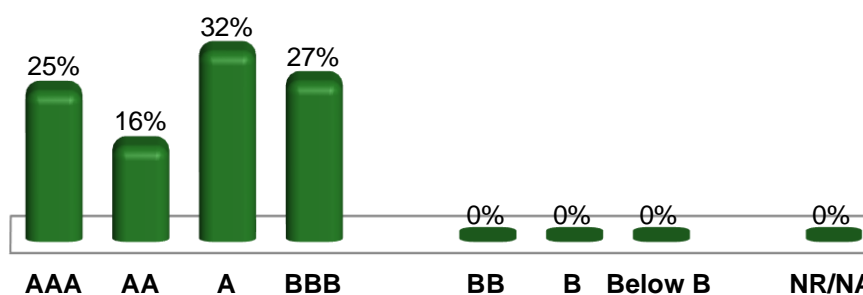
North America	70.5%
Latin America	1.3%
United Kingdom	4.5%
Europe - Developed	8.2%
Europe - Emerging	0.4%
Africa / Middle East	0.9%
Japan	5.2%
Australasia	1.8%
Asia - Developed	3.7%
Asia - Emerging	3.5%

FIXED INCOME OVERVIEW:

Fixed Income Statistics:

Effective Duration (Avg)	4.39
Coupon (Weighted Avg)	2.8%
Investment Grade %	100.0%
Below Investment Grade/Non-Rated %	0.0%

Credit Quality (% of Bonds):



Disclosures: © 2015 MACRO Consulting Group, LLC. All rights reserved. The information, data, analyses and opinions contained herein (1) include the confidential and proprietary information of MACRO Consulting Group, LLC. (2) may not be copied or redistributed, (3) do not constitute investment advice offered by MACRO Consulting Group, LLC, (4) are provided solely for informational purposes and therefore are not an offer to buy or sell a security, and (5) are not warranted to be correct, complete or accurate. MACRO Consulting Group, LLC shall not be responsible for any trading decisions, damages, or other losses resulting from, or related to, this information, data, analysis or opinions or their use.

Flat Fee Portfolios is a service offering of MACRO Consulting Group, LLC. Advisory Services offered through MACRO Consulting Group, LLC, a registered investment adviser with the Securities and Exchange Commission. MACRO only transacts business in states where it is properly registered, or is excluded or exempted from registration requirements.

DISCLOSURE



This material is for educational and informational purposes only and is distributed by MACRO Consulting Group, LLC. The registrations and memberships described herein in no way imply that FINRA or SIPC have endorsed the above-referenced entities to provide any of the services discussed herein.

Any statements regarding market events, future events or other similar statements constitute only subjective views, are based upon expectations or beliefs, should not be relied on, are subject to change due to a variety of factors, including fluctuating market conditions, and involve inherent risks and uncertainties, both general and specific, many of which cannot be predicted or quantified and are beyond a manager's control. Future evidence and actual results could differ materially from those set forth in, contemplated by, or underlying these statements. In light of these risks and uncertainties, there can be no assurance that these statements are now or will prove to be accurate or complete in any way. Unless otherwise indicated, performance results are gross of applicable fees and expenses and presume reinvestment of income. Benchmarks and financial indices are shown for illustrative purposes only, may not be available for direct investment, are unmanaged, assume reinvestment of income, do not reflect the impact of any management or incentive fees and have limitations when used for comparison or other purposes because they may have different volatility or other material characteristics (such as number and types of instruments). Certain information is based on data provided by third-party sources and, although believed to be reliable, has not been independently verified and its accuracy or completeness cannot be guaranteed.

This material has been furnished upon request, solely for your information and may not be reproduced or otherwise disseminated in whole or in part without our prior written consent.

ADDITIONAL INFORMATION

- Views and opinions expressed may change based on market and other conditions.
- Investment decisions should be based on an individual's own goals, time horizon, and tolerance for risk.
- Past performance is no guarantee of future results.
- Investing involves risk.
- Diversification does not ensure a profit or guarantee against loss.
- All indices are unmanaged and performance of the indices include reinvestment of dividends and interest income, unless otherwise noted, are not illustrative of any particular investment and an investment cannot be made in any index.
- Although bonds generally present less short-term risk and volatility than stocks, bonds do contain interest rate risk (as interest rate rise, bond prices usually fall and vice versa) and the risk of default, or the risk that an issuer will be unable to make income or principal payments.
- Additionally, bonds and short-term investments entail greater inflation risk, or the risk that the return of an investment will not keep up with increases in the prices of goods and services, than stocks.
- Foreign investments involve greater risks than U.S. investments, including political and economic risks and the risk of currency fluctuations, all of which may be magnified in emerging markets.
- The municipal market is volatile and can be significantly affected by adverse tax, legislative, or political changes and the financial condition of the issuers of municipal securities.
- Interest rate increases can cause the price of a debt security to decrease.
- Stock values fluctuate in response to the activities of individual companies and general market and economic conditions, domestically and abroad.