

Moderately Aggressive Active Strategy

Tax Status: Qualified

Mutual Funds: 60% Equity / 40% Fixed Income

Analysis Date: 6-30-2011



STRATEGY OVERVIEW:

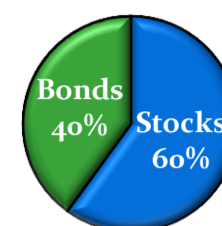
Investment Objective:

Moderately Aggressive Strategy seeks to achieve higher profits with the potential of short-term losses.

Investor Suitability:

Moderately Aggressive Strategy is appropriate for investors with slightly above average risk tolerance and/or intermediate to long term investment horizons.

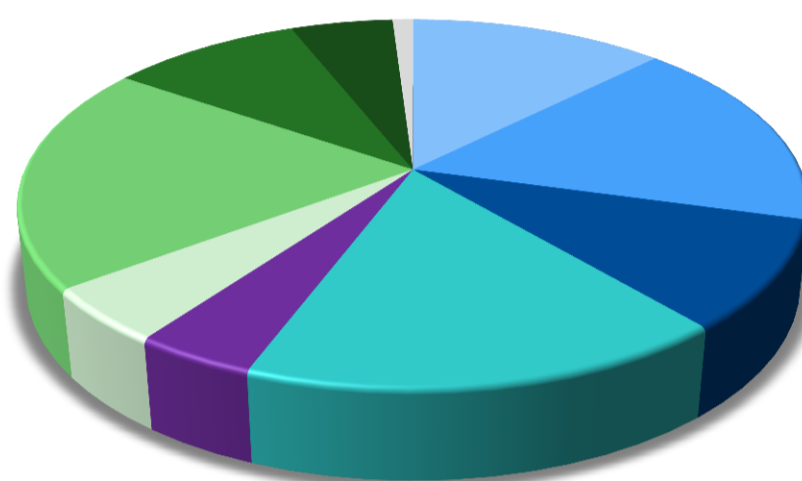
Risk Rating:



PORTFOLIO OVERVIEW:

Asset Allocation:

- Large Cap Stocks, 12.5%
- Mid Cap Stocks, 16.8%
- Small Cap Stocks, 9.5%
- International Stocks, 17%
- REITs, 4.3%
- TIPs, 4.8%
- Municipal Bonds, 0%
- U.S. Taxable Bonds, 19.9%
- International Bonds, 9.4%
- High Yield Bonds, 5%
- Cash, 1%



Quick Portfolio Facts:

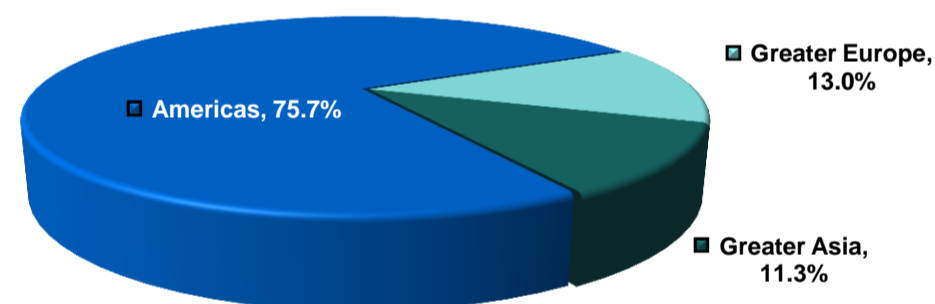
Total Mutual Funds Holdings:	16
Yield (12M Trailing)	2.2%
Expense Ratio:	0.97%

EQUITY OVERVIEW:

Equity Valuation:

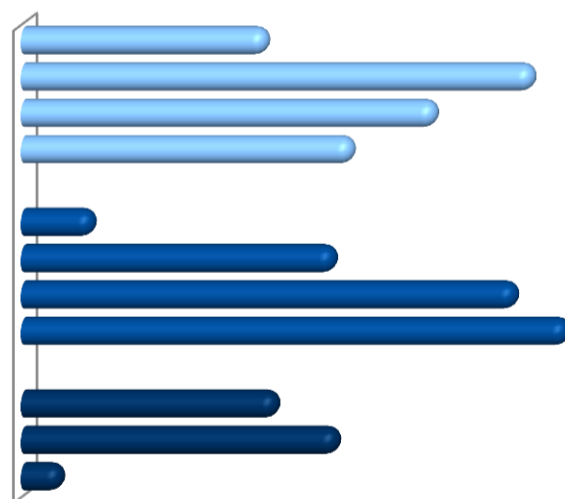
# of Stock Holdings (within Funds):	944
Market Cap (Geo Avg, \$MM)	\$9,210
P/E	19.8X
P/BV	2.3X
P/Cash	9.4X
Earnings Growth (LT)	12.2%
Dividend Yield	1.6%

Geographical Allocation (% of Stocks):



Sector Allocation (% of Stocks):

- Basic Materials, 6.9%
- Consumer Cyclical, 14.5%
- Financial Services, 11.7%
- Real Estate, 9.4%
- Communication Services, 2%
- Energy, 8.8%
- Industrials, 14%
- Technology, 15.4%
- Consumer Defensive, 7.2%
- Healthcare, 8.9%
- Utilities, 1.1%



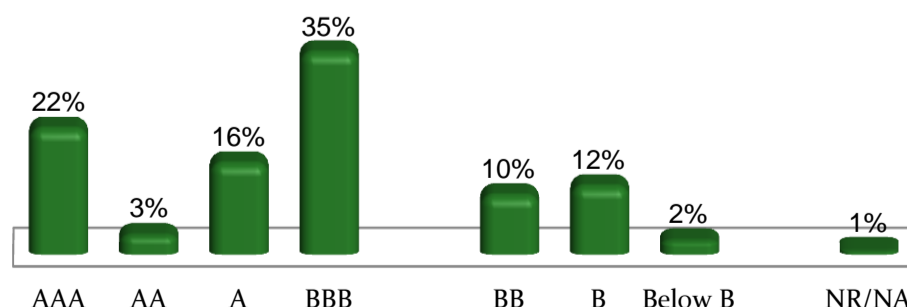
North America	71.5%
Latin America	4.2%
United Kingdom	2.5%
Europe - Developed	7.9%
Europe - Emerging	0.9%
Africa / Middle East	1.8%
Japan	2.9%
Australasia	0.9%
Asia - Developed	3.1%
Asia - Emerging	4.3%

FIXED INCOME OVERVIEW:

Fixed Income Statistics:

# of Bond Holdings (within ETFs):	1,690
Effective Duration (Avg)	3.53
Coupon (Weighted Avg)	5.9%
Investment Grade %	75.1%
Below Investment Grade %	24.2%

Credit Quality (% of Bonds):



Disclosures: © 2011 MACRO Consulting Group, LLC. All rights reserved. The information, data, analyses and opinions contained herein (1) include the confidential and proprietary information of MACRO Consulting Group, LLC. (2) may not be copied or redistributed, (3) do not constitute investment advice offered by MACRO Consulting Group, LLC, (4) are provided solely for informational purposes and therefore are not an offer to buy or sell a security, and (5) are not warranted to be correct, complete or accurate. MACRO Consulting Group, LLC shall not be responsible for any trading decisions, damages, or other losses resulting from, or related to, this information, data, analysis or opinions or their use.